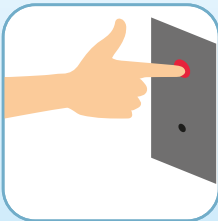


# Manual vs Control Timer

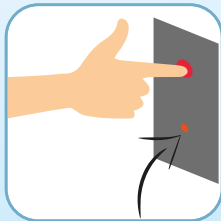


Our units come with two operation choices to suit the individual needs of our customers. This is a simple guide to help you decide which unit is best suited.


## Manual



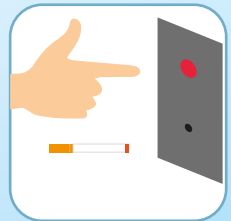
Push & hold the button



Hold until the element glows red

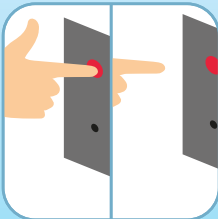


Insert cigarette until lit

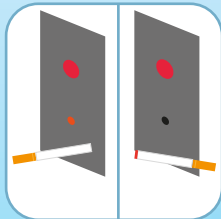


Remove cigarette & release button

## Control Timer



Push & release the button



Wait for the element to glow, light cigarette and remove



A mandatory cool down period will begin



During which a new heating cycle cannot be started

The Safety Control Timer prolongs the element lifespan by preventing misuse caused by prolonged or repetitive pushing of the button.

Units fitted with a Safety Control Timer are recommended for facilities that require a higher level of security where there is an increased likelihood of misuse.